

**MODEL: AC264T-B5s-8**

**10" BASS-MID**

**500W**

### Description

The AC264T-B5s is an Australian made ferrite bass-mid 10" loudspeaker with a useful upper limit of 4.6kHz. This model offers excellent bass performance, high efficiency, and wide frequency range with a clear pleasant reproduction quality suitable for wide range of applications.

The latest technology applicable to high power loudspeakers construction has been incorporated without compromise. The magnet components CNC machined, FEM optimized and "E"-coated for longevity.

The air dried cone is made in house from local and imported paper fibers including Kevlar for maximum stiffness with damping. High efficiency wide frequency range and good cone rigidity is achieved with a deep curvilinear paper cone. The speaker resonance was chosen to offer high power handling, high sensitivity and reliable performance in bass applications. The cone body is terminated with a sealed damped accordion cloth surround and finished with a paper dust-cap to enhance bass performance and control mid and high frequency response.

Reliable performance and 250W AES rating is achieved with a 65mm voice coil and state of art high temperature adhesives.

The AC264T model is engineered and hand crafted to the highest and strictest tolerances to meet the demanding requirements of professional sound reinforcement systems.

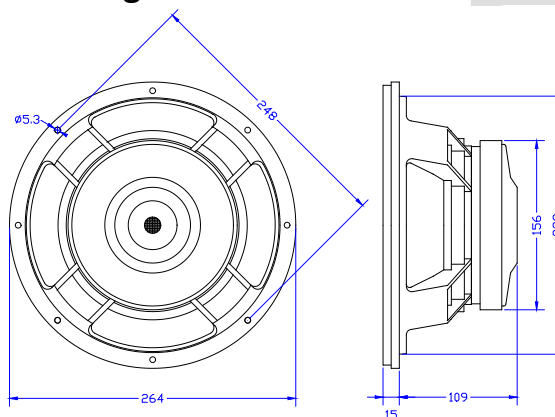


### Application

Recommended for high quality mid-bass sound reinforcement applications in the frequency range 50Hz to 2.0kHz where 90 degree coverage is required. Applications where big performance in a small enclosure is an important consideration i.e. electric bass, live music clubs, music playback systems, fold-back and other general applications. In the correct enclosure and under controlled conditions we recommend each AC264T-B5s be driven by a power amplifier capable of delivering 50 to 500 watts into 8 ohms providing the incoming signal is processed to avoid over excursion at low frequencies.

*Refer: -C264T-B5s-8 application notes for enclosure details*

### Mounting Details



Baffle opening diameter:	
front mounting	238 mm
rear mounting	237 mm
Mounting pattern:	
Eight 5.3mm holes equi-spaced on a 248mm P.C.D.	
Flange thickness	15mm

## Technical Data

*Typical measured Thiele/Small parameters*

AES power rating		250 watt
Program power rating		500 watt
#Rated nominal impedance	Z	8 ohms
Rated frequency range		50 – 4.6kHz
Reference sensitivity		95.0 dB SPL
Resonance frequency		50 Hz
Mechanical Q	Qm	8.0
Electrical Q	Qe	0.27
Total spk. Q	Qts	0.26
Diaphragm mass	Mmd	35.9 gms
Effective diaphragm diameter		21.6 cm
Effective diaphragm area	Sd	0.0363 sq.m.
Vol. equiv to spk compliance	Vas	46.0 litres
Mechanical compliance	Cms	0.242 mm/N
BL product	Bl	17.2 T.m
Voicecoil diameter	d	65 mm
Voicecoil material		copper
Voicecoil DC resistance	Re	6.2 ohms
Voicecoil inductance	Lvc	1.3 mH
Voicecoil height		18.0 mm
Height of air-gap	Hg	8 mm
Peak linear displacement	Xpk	5.4 mm
X Damage peak to peak	Xpk-pk	24.0 mm
Reference efficiency		2.2 %
Speaker total mass		4680 gms

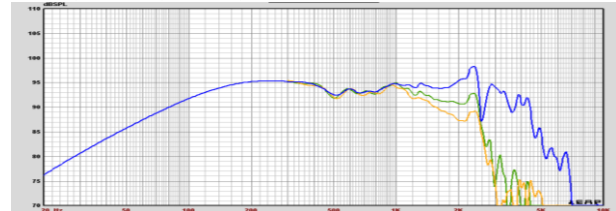
*# also available in 4 and 16 ohm impedance*

*Specifications subject to change without notice.*

## Notes

- (1) AES power is determined according to AES2-1984 standard in free-air 80Hz-800Hz. Power calculated on minimum impedance.
- (2) Reference sensitivity is SPL at 1W at 1m derived from Thiele/Small parameters.
- (3) Frequency range is the useful frequency range for this transducer when mounted in its recommended enclosure.
- (4) Thiele/Small parameters are derived after the loudspeaker was preconditioned and are a better representation of the long term parameters in use.
- (5) Peak linear displacement Xpk derived from Klippel XBL when XBL is 82%.

## Frequency Response



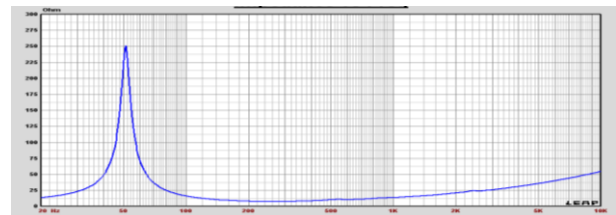
Infinite baffle sound pressure response recorded at 2.83V or nominal one watt at one meter.

Blue curve on axis spl response

Green curve SPL at 30 degrees off axis.

Orange curve SPL at 40 degrees off axis

## Impedance plot



Free-air impedance magnitude plot.